



**ANOC WORLD  
BEACH GAMES**  
QATAR 2019

## 2019 ANOC WORLD BEACH GAMES

### LOCAL SAILING INSTRUCTIONS

These LSIs complement the NoR/SI

Issued 12 October 2019

## 5 SCHEDULE

---

- 5.1.1 From 13 October 2019 onwards, there will be a daily competitors' and coaches briefing 1 hour before the first scheduled warning signal for that day

## 8 TIME LIMITS AND TARGET TIMES

---

- 8.1 Time limits and target times, in minutes, are as follows:

Stage	Target Time	Time Limit	Mark 1 Time Limit	Finish Time Window
Opening Series	12	24	6	6
Semi-Finals	6	12	6	3
Medal Series	6	12	6	3

This changes NoR/SI 8.1

## 9 COURSES AND RACING AREAS

---

- 9.5 Course Marks are:
- |                     |   |
|---------------------|---|
| Marks 1, 2, 3, 4, 5 | Orange cylindrical marks                              |
| Mark P              | Yellow cylindrical mark                               |
| Finishing marks :   | RC vessel and blue/white checkered cylindrical mark   |
| Starting marks      | RC vessel and orange/white checkered cylindrical mark |

## 11 COMMUNICATION WITH COMPETITORS

---

- 11.1.2 The Official Flag Pole is located in front of the race office.

- 11.6 Class flags are:
- |       |                                 |
|-------|---------------------------------|
| MEN   | BLUE FLAG WITH WHITE IKA LOGO   |
| WOMEN | YELLOW FLAG WITH BLACK IKA LOGO |

- 11.7 The race committee will communicate on VHF 69

## 13 [NP] [SP] [DP] SAFETY REGULATIONS

---

- 13.3 [SP] Before leaving shore to race, a competitor or support person shall collect their tracking module at the Bornan Results Tent.
- 13.4 [SP] When no more races are scheduled for a kiteboard on that day, a competitor or support person shall deposit their tracking module at the Bornan Results Tent within the protest time limit.

## 18 PROTESTS, PENALTIES AND REQUESTS FOR REDRESS

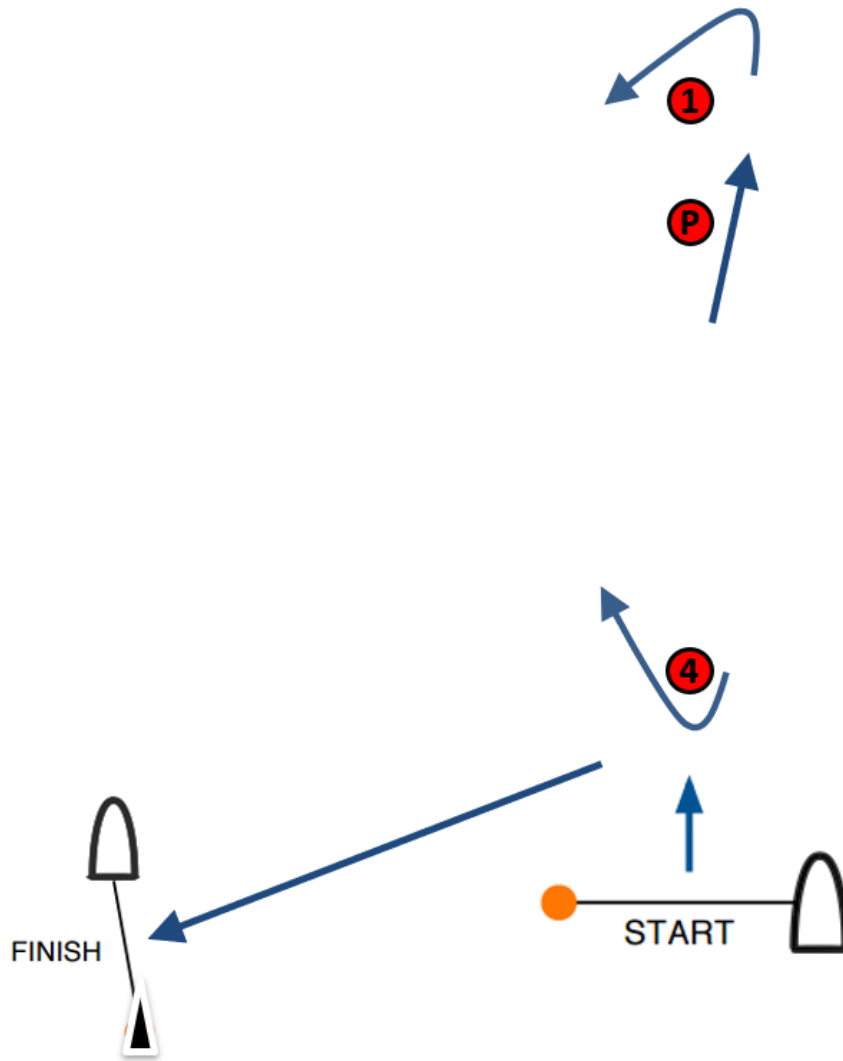
---

- 18.1.1 For each fleet, the protest time limit is 30 minutes after the last kiteboard has finished the last race of the day for that Class, or when AP over A, or N over A is displayed.

# ADDENDUM A

## COURSE DIAGRAMS

---

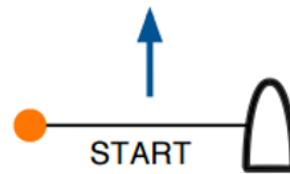
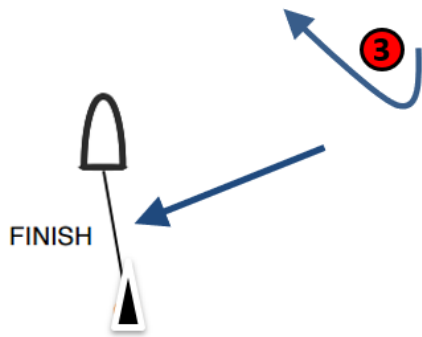
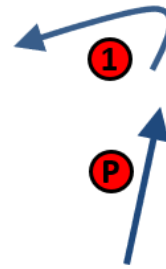


X 1: Start – Pp – 1p – Pp – 4s – Finish

X 2: Start – Pp – 1p – Pp – 4s – Pp – 1p – Pp – 4s – Finish

X 3: Start – Pp – 1p – Pp – 4s – Pp – 1p – Pp – 4s – Pp – 1p – Pp – 4s – Finish

All distances and course angles are approximate.



**B 1: Start – Pp – 1p – 2p – 3s – Finish**

**B 2: Start – Pp – 1p – 2p – 3s – 2p – 3s – Finish**

**B 3: Start – Pp – 1p – 2p – 3s – 2p – 3s – 2p – 3s – Finish**

All distances and course angles are approximate.

# ADDENDUM D

## FORMAT DESCRIPTION

### Formula Kite Medal Race 3.0 Format

