



NOBLE
MARINE INSURANCE



OVINGTON
built to win



HAYLING ISLAND
SAILING CLUB

Sailing Instructions
UKLA Noble Marine & Ovington Autumn ILCA 4, ILCA 6, ILCA 7 Qualifier 2
&
UKLA Autumn Masters ILCA 4, ILCA 6, ILCA 7 Qualifier.
17th & 18th September 2022
Hosted by Hayling Island Sailing Club (HISC)

The Organising Authority (OA) is HISC in conjunction with the UKLA.

1. RULES

- 1.1 The event is governed by the rules as defined in the Racing Rules of Sailing.
- 1.2 RRS Appendix T, Arbitration, will apply.
- 1.3 Boats shall comply with the ILCA Class Rules. [DP]
- 1.4 RRS Appendix P, Special Procedures for RRS 42, will apply.
- 1.5 Where there is a conflict between the Notice of Race and the Sailing Instructions, the Sailing Instructions shall prevail. (This changes RRS63.7).
- 1.6 The following Rules have been changed Appendix A 5.1, A5.2, A10, RRS 30.4, 33, 35, 61.1b, 62.1a, 62.2, 63.1, 63.7.

2. CHANGES TO SAILING INSTRUCTIONS

- 2.1 Any change to the sailing instructions will be posted not less than 30 minutes before flag D is displayed, except that changes to the schedule of races will be posted before 19.00 on the day before it will take effect.

3. COMMUNICATIONS WITH COMPETITOR

- 3.1 Notices to competitors will be posted on the Official Notice Board, which is online at [ONB](#).
- 3.2 The race office is located at race.office@ilca.uk.
- 3.3 [DP]. While racing from the first warning signal until the end of the last race of the day, except in an emergency, a boat shall not make voice or data transmissions and shall not receive voice or data communication that is not available to all boats.
- 3.4 Competitor [WhatsApp group](#).
- 3.5 The competitor briefing will be at 10:00 on Saturday 17th September 2022. This briefing may be online. Competitors will be advised via the WhatsApp group of a location.

4. CODE OF CONDUCT

- 4.1 Competitors and support persons shall place advertising provided by the organising authority with care, seamanship, in accordance with any instructions for its use and without interfering with its functionality.

5. SIGNALS MADE ASHORE

- 5.1 Signals made ashore will be displayed on the flagpoles on the main mast outside the academy
- 5.2 When flag AP is displayed ashore, '1 minute' is replaced with 'not less than 60 minutes'.
- 5.3 Flag D with one sound means 'The warning signal will be made not less than 60 minutes' after flag D is displayed. Boats shall not leave the slipway until this signal is made. [DP].



6 SCHEDULE OF RACES

6.1 Registration

Date	Class	Open	Close	Location
16/9/22	All	19:00		On line
17/9/22	All		09:30	On line

6.2 The scheduled time of the warning signal for the first race each day is;

Date	Class	Time of first warning signal (not before)	Races
17/9/22	All classes	1155	3
18/9/22	All classes	1055	3

6.3 To alert boats that a race or sequence of races will begin soon, the orange starting line flag will be displayed with one sound at least five minutes before the first warning signal is made.

6.4 Each day succeeding races will be started as soon as practicable after the finish of the previous race.

6.5 On the last scheduled day of racing, no warning signal will be made after 15:00.

Date	Event	Time	Location
17/9/22	Competitor Briefing	10:00	TBA

7 CLASS FLAGS

7.1 The class flags for each class will be as follows:

Fleets	Class Flag	Intended Start sequence. (May change)
ILCA 7		May start in any order
ILCA 6		May start in any order
ILCA 4		May start in any order

8 RACING AREAS

8.1 The racing area will be in Hayling Bay or Bracklesham Bay.

9 COURSES

- 9.1 The diagrams in SI Appendix A show the course options to be sailed with the order in which the marks are to be passed and the side on which each mark is to be left.
- 9.2 The course and number of laps to be sailed will be displayed on the committee boat.
- 9.3 The approximate bearing of mark 1 may be displayed on the Committee Boat.
- 9.4 If a gate is replaced by a single mark, it is to be left to port.

10 MARKS

- 10.1 All marks for ILCA 6 & 7 will be yellow with a black band. The marks for the ILCA 4 will all be black.
- 10.2 The starting mark will be either an official boat displaying an orange flag or a dan buoy displaying an orange flag.
- 10.3 The finishing mark will be either an official boat displaying a blue flag or a dan buoy displaying a blue flag.

11 OBSTRUCTIONS [DP]

- 11.1 N/A.

12 THE START

- 12.1 Races will be started by using RRS 26 with the warning signal made five minutes before the starting signal.
- 12.2 The Preparatory Signal will be either RRS 30.3 (U Flag Rule), or RRS 30.4 (Black Flag Rule).
- 12.3 When both starting marks are vessels, the starting line is between the two staffs, one on each vessel, displaying an orange flag. When one starting mark is a dan buoy, the starting line is between the staff displaying an orange flag on the signal vessel at the starboard end, and the course side of the dan buoy at the port end.
- 12.4 A boat that does not start within four minutes after her starting signal will be scored Did Not Start without a hearing. This changes RRS A5.1 and A5.2.
- 12.5 Boats whose warning signal has not been made shall remain a minimum of 100 metres from the start line during the start sequence of the previous fleets. [DP]
- 12.6 Rule 30.4 (Black flag rule) is amended as follows: At the sole discretion of the Race committee, they may display the last four numbers of the sail number, for brevity provided there is no ambiguity.

13 CHANGE OF THE NEXT LEG OF THE COURSE

- 13.1 To change the next leg of the course, the race committee will move the original mark or replace with a mark of the same colour.
- 13.2 Minor mark moves, up to approximately 150m in any direction, may be made without signalling the change. This changes RRS 33.

14 THE FINISH

- 14.1 The finishing line is either between the two masts displaying a blue flag on two official boats, or between the mast displaying a blue flag on an official boat and the nearby dan buoy displaying a blue flag.
- 14.2 The race committee may score boats based on their relative positions at a mark of the course or on a leg of the course as follows:
 - 14.2.1 When an official boat displays flag W with two sounds, boats still racing may be scored as their observed position on the race course.
 - 14.2.2 When a boat is scored in accordance with this instruction, she shall be given a score for a place after all boats that have sailed the course and finished. This changes RRS A4 and A5.

15 PENALTY SYSTEM

- 15.1 RRS Appendix P will apply with the following changes. The penalty under RRS P2.2 is changed so that it will apply to any penalty after the first one. RRS P2.3 will not apply.
- 15.2 To encourage boats to take a penalty afloat, jury members may blow a whistle when they see what they believe to be a breach of a rule.

16 TIME LIMITS

- 16.1 The time limits and target times are as follows:

Time limit	Mark 1 time limit	Target time	Finishing Window
70 minutes	20 minutes	45 minutes	20 minutes

- 16.2 If no boat has passed Mark 1 within the Mark 1 time limit the race will be abandoned. Failure to meet the target time will not be grounds for redress. This changes RRS 62.1(a).

17 HEARING REQUESTS

- 17.1 Appendix T applies.
- 17.2 Protests/Redress shall be lodged online via the online Jury system located at racingrulesofsailing.org. Protests and requests for redress or reopening shall be delivered there within the appropriate time limit using the online form available [Protest form](#).
- 17.3 The protest time limit for each class is 90 minutes after the last boat of each class has finished the last race of the day or after Flag AP over A is displayed ashore.
- 17.4 The hearings will be heard in person unless otherwise advised.
- 17.5 A Hearing Schedule will be posted on the Official Notice Board as soon as possible after a protest has been lodged, but not later than 30 minutes after the end of Protest Time to inform competitors of hearings in which they are parties or named as witnesses.
- 17.6 Notices of protests by the race committee or protest committee will be posted to inform boats under RRS 61.1(b) [hearings](#).
- 17.7 On the last scheduled day of racing, a request for redress based on a PC decision shall be delivered no later than 20 minutes after the decision was posted. This changes RRS 62.2.

18 SCORING

- 18.1 As per NoR 14.
- 18.2 A competitor may submit a request to review a boat's score online at [scoring queries](#).

19 SAFETY REGULATIONS [DP]

- 19.1 A boat that retires from a race shall notify the committee boat as soon as possible. A declaration form is available online which must be completed by competitors when ashore through this link [Penalty Reports](#).
- 19.2 A safety tally system will be in operation.
- 19.2.1 The tally control point will be at the top of the launching ramp.
- 19.2.2 A Competitor's tally number will be allocated and emailed to all competitors ahead of the event.
- 19.2.3 Competitors shall individually tally-out before racing by personally going to the tally control point and giving their tally number to the tally person and advise they are going racing.
- 19.2.4 Competitors shall individually tally-in immediately on returning to shore by personally going to the tally control point and giving their tally number to advise they are ashore. This must be done promptly
- 19.2.5 Competitors may be penalised for not tallying in or out. The penalty for failing to tally-out or tally-in as instructed above will be three points non excludable added to the boat's series score for each offence. This changes RRS 63.1 and A5.
- 19.3 RRS 40.1 always applies on the water.
- 19.4 Boats wishing to sail ashore before the end of the day's racing shall not do so unless authorised by an official

boat. The Official Boat will instruct boats in the procedure for returning ashore.

- 19.5 Boats shall follow the instructions of the Official Boats. Infringements will be reported to the race committee, which may protest the boat. [DP]

20 REPLACEMENT OF CREW OR EQUIPMENT

- 20.1 Substitution of damaged or lost equipment will not be allowed unless authorised by the race committee. Requests for substitution of equipment shall be made to the committee at the first reasonable opportunity. A Competitor may submit a request online at [Equipment substitution](#).

21 EQUIPMENT AND MEASUREMENT CHECKS

- 21.1 A boat or equipment may be inspected at any time for compliance with the class rules and sailing instructions. On the water or ashore, a boat can be instructed by an equipment inspector to proceed immediately to a designated area for inspection. A boat shall comply with any reasonable request made by an Equipment Inspector. [DP].

22 SUPPLIED BOATS

N/A

23 OFFICIAL VESSELS

- 23.1 Official vessels are defined as signal boat, finish boat, mark layers, safety boats, jury boats. Safety vessels flying an Orange or Blue flag will be designated as food vessels.
- 23.2 Competitors may place clearly labelled dry bag (name, class, and sail number) clothing, food & drink on food/vessels. Competitors shall not leave any bags on the committee or finish boat. [DP]

24 SUPPORT BOATS [DP]

- 24.1 Upon arrival Support Boats must report to reception and pay appropriate charges. They must not launch before this requirement has been met. All support boat crews shall attend all safety boat briefings
- 24.2 To ensure fairness to all competitors, support boats may be required to carry drinks, snacks and spares for competitors who do not have their own support boat.
- 24.3 Rule 37 applies to all support boats. The VHF safety channel used on the racing area will be provided at the safety boat briefing.
- 24.4 Kill cords shall be worn at all times whilst engines are running. Failure to do so may result in the support boat and her crew being banned from the racing area for the remainder of the event.
- 24.5 Personal floatation devices shall be worn by all persons in a support boat at all times, except briefing while adjusting clothing, while on the water.
- 24.6 Except when participating in rescue operations all support boats shall stay at least 100m away from any boat racing and will stay outside the race area from the time of the warning signal for the first start until all racing boats have finished, or the race committee signals a postponement or abandonment of all fleets.
- 24.7 For the purposes of identifying the race area, this shall be determined as any part of the course bound by racing marks, start, and finish lines and relevant lay lines between race marks extending to 100m from all these points.
- 24.8 Each support boat shall be insured with to a minimum valid third-party liability insurance of £3m per event.
- 24.9 To prevent fuel spillage, refuelling of boats/tanks is not permitted on the pontoons at HISC. Boats may refuel at Sparks Marina fuel pontoon or removable tanks may be taken offsite to be refuelled at a service station.

25 TRASH DISPOSAL

- 25.1 Trash may be placed aboard support person vessels.



NOBLE
MARINE INSURANCE



OVINGTON
built to win



HAYLING ISLAND
SAILING CLUB

26 BERTHING [DP]

26.1 Boats shall be kept in their assigned places whilst in the boat park.

27 HAUL OUT RESTRICTIONS

N/A

28 DIVING EQUIPMENT AND PLASTIC POOLS

N/A

29 PRIZES

29.1 Age categories are displayed on the official noticeboard.

29.2 See NoR 20.1 for the prize categories.

29.3 Prizes will be presented after the next event

30 RISK STATEMENT AND DISCLAIMER OF LIABILITY

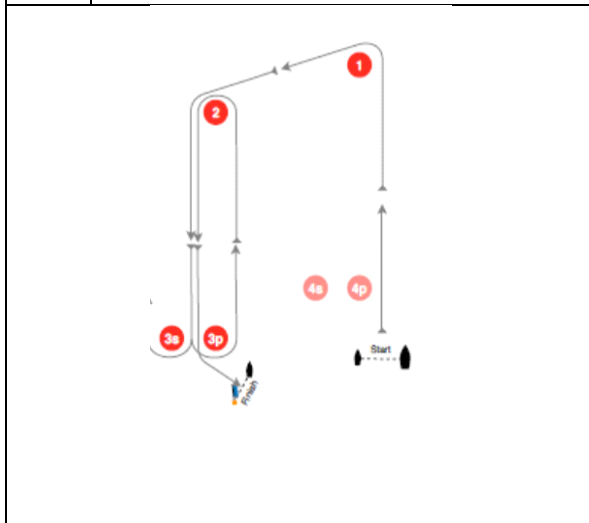
See NoR 18.

31 INSURANCE

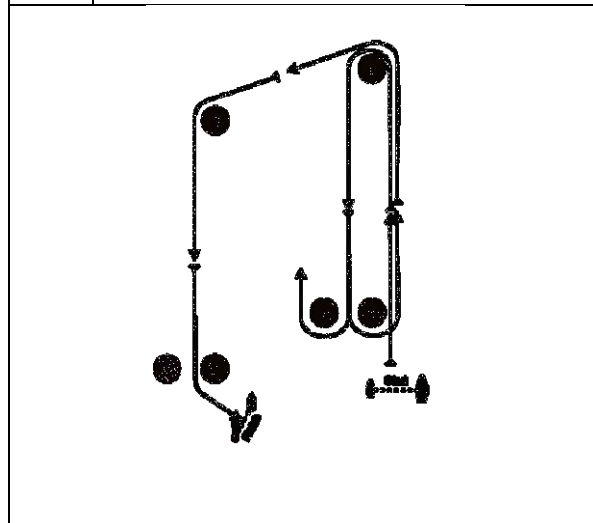
See NoR 19.

APPENDIX A - THE COURSE DIAGRAMS

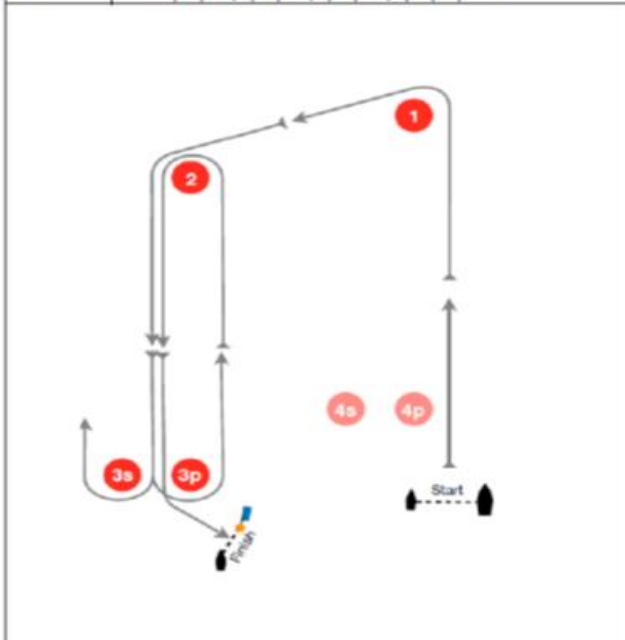
O	Outer Trapezoid with finish pin to leeward of finish boat
Signal	Mark Rounding Order
O2	Start-1p-2p-3s/3p-2p-3p-Fin
O3	Start-1p-2p-3s/3p-2p-3s/3p-2p-3p-Fin
O4	Start-1p-2p-3s/3p-2p-3s/3p-2p-3s/3p -2p-3p-Fin



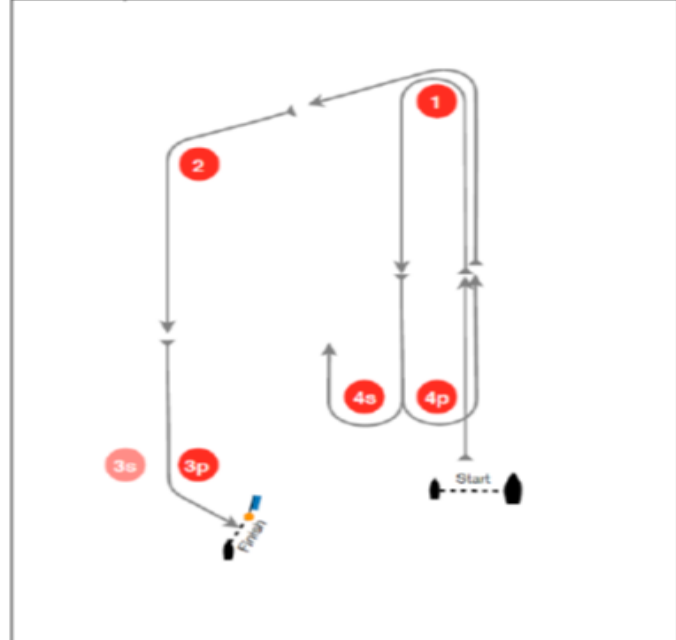
I	Inner Trapezoid with finish pin to leeward of finish boat
Signal	Mark Rounding Order
I2	Start-1p-4s/4p-1p-2p-3p-Fin
I3	Start-1p-4s/4p-1p-4s/4p-1p-2p-3p-Fin
I4	Start-1p-4s/4p-1p-4s/4p-1p-4s/4p-1p-2p-3p-Fin

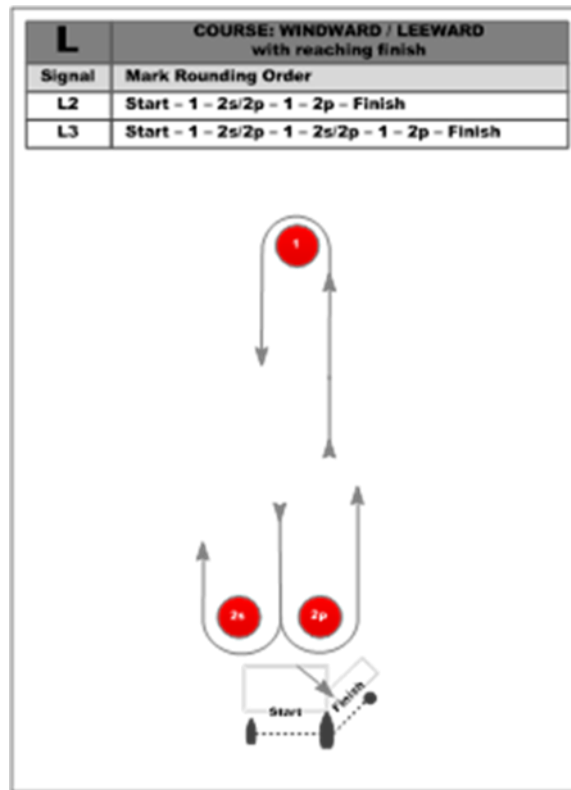


OF	Outer Trapezoid with Finish pin to weather of finish boat
Signal	Mark Rounding Order
OF2	Start-1p-2p-3s/3p-2p-3p-finish
OF3	Start-1p-2p-3s/3p-2p-3s/3p-2p-3p-finish
OF4	Start-1p-2p-3s/3p-2p-3s/3p-2p-3s/3p-2p-3p-finish



IF	Inner Trapezoid with Finish pin to weather of finish boat
Signal	Mark Rounding Order
IF2	Start-1p-4s/4p-1p-2p-3p-finish
IF3	Start-1p-4s/4p-1p-4s/4p-1p-2p-3p-finish
IF4	Start-1p-4s/4p-1p-4s/4p-1p-4s/4p-1p-2p-3p-finish





END OF SAILING INSTRUCTIONS