



21° MEETING
GIOVANILE
CERVIA 2023

21° Meeting giovanile E 3° Trofeo Paolo Collina

Question for Officials

Date: 2023-09-20

Question No: 01

Question For: Race Committee

Question:

Buon giorno abbiamo necessità di cambiare barca da ITA 5368 con cui siamo iscritti a ITA 9304 di cui allego documenti e certificato di galleggiabilità firmato.

Resto a vostra disposizione per ulteriori chiarimenti.

riccardo cosimi

Measurement Record of Equipment Used with OPTIMIST

Sail Number:
Plaque Number:
Identification Number:

Notes: Individual certificates for each item of equipment shall be produced on demand.
Buoyancy test may be witnessed by any club or class officer.

	Sail	Mast	Boom	Sprit	Rudder	Dagger	Buoyancy
Serial Number							
Date							
Measurer's Initials							
Serial Number							
Date							
Measurer's Initials							2021 [Signature]
Serial Number							
Date							
Measurer's Initials							2022 [Signature]
Serial Number							
Date							
Measurer's Initials							2023 [Signature]
Serial Number							
Date							
Measurer's Initials							
Serial Number							
Date							
Measurer's Initials							
Serial Number							
Date							
Measurer's Initials							

[galleggiabilità 2023.jpg 660 KB](#)

International OPTIMIST Class

Builder's Declaration Form - GRP Hull

To be supplied by the builder with each hull and to be incorporated in the Registration Book. See Class Rules 2.2.2, 2.2.4 & 2.7.3.1

Issued by IODA dated: 17/12/2018

Serial no. of this form: 74466

The undersigned, builder of the GRP Optimist hull with Hull Identification no. 0301B187510 H

allocated by IODA on: 23/12/2015

hereby declares that the Optimist hull with World Sailing Plaque no. 169334

complies in all respects with the current International Optimist GRP Plans, GRP Class Rules and their incorporated laminate specifications. I also confirm my responsibilities as prescribed in Class Rule 2.2.2

Identification Numbers:

Gummatel/Mast Thwart: 0301B187511 G Middle/France/Daggerboard Case: 0301B187512 M

Builder's (company) name: Cantiere Navale Marco Faccenda

Address: Via E. Mattei 57013 Rosignano-Solway (Livorno) ITALY

Signature of builder:

[Signature]

Date: 27/05/2019

This form is printed on security paper and issued by the International Optimist Dinghy Association (IODA) www.optwod.org © copyright IODA

International OPTIMIST Class

MEASUREMENT CERTIFICATE

This certificate is valid only when completed by a National Authority (NAA) of World Sailing or where permitted by the NAA, a National Class Association

Builder's Name: Cantiere Navale Marco Faccenda

Builder's Address: Via E. Mattei 57013 Rosignano-Solway (Livorno) ITALY

Date of plaque issue: 12/12/2018

World Sailing Plaque Number: 169334

Weight of cornerlets (if any): — gm

See "WEIGHT" on attached Fair Measurement Form

Measurer's Name: Maurizio Pado

Owner's Name: Marco della Cupola scale 3

Owner's Address: 00186 ROMA

Sail Number: TPA 9304

Signed: *[Signature]* Date: 3/5/2019

Authority: Associazione Italiana Classe Optimist

Notes to National Authorities: Sail Numbers must be issued in sequence. Personal sail numbers (PRS Appendix G1, 1(c)) are not permitted by Class Rules. Where a National Authority prefers to issue its own certificate this shall be firmly fixed to this Registration Book.



libretto pg 1.jpg 745 KB

International OPTIMIST Class
GRP Hull Measurement Form
*Authority: WS (World Sailing)

IN ORDER TO OBTAIN A MEASUREMENT CERTIFICATE

1. The builder shall pay the International Class Fee to IODA which shall issue an International Class Fee receipt and a World Sailing sticker to the builder.
2. The owner shall apply to his National Authority* (NA) for a sail number enclosing the Registration Book with International Class Fee receipt and builder's declaration.
3. A measurer officially recognised by a NA shall take all the measurements on this form, (4 pages). In addition, the boat is required to conform with all the class rules even though the measurements are not required on this form.
4. This form when completed, shall be submitted by the owner to his NA together with any registration fee required by the NA.


BEFORE SUBMITTING PLEASE MAKE SURE THAT THIS FORM IS PROPERLY COMPLETED

WORLD SAILING plaque no.: 169334 Sail no.: 9304 ASSOCIAZIONE ITALIANA CLASSE OPTIMIST
A.I.C.O.A.S.R.
Valid identification nos.:
hull : 0301B182510 H gunwale: 0301B182511 G midship frame: 0301B182512 M
moulded in forward transom
Builder's name: FACCENDA Date built: MARCH 2019
Measurer's name: ALDO MURCHIO Date measured: 04/04/2019
Owner's name:
Owner's address:

GENERAL NOTES FOR MEASURERS

1. In the case of a discrepancy between this form and the Class Rules, the matter shall be referred to World Sailing.
 2. All measurements are in millimetres unless otherwise stated.
 3. For sheerline (point 4), radius-edge-zone (for panel flatness), and radius edge-zone line (for bottom width and length) measurements, the "Standardised Sheerline and Edge-zone Finder" shall be used. (SEE DRAWINGS MDGRP 1-4)
 4. Where rule compliance on measurements in mm. is disputed, measurement shall be done at 23 (±5) degrees celsius.
- Note: A measurer shall always measure all items of this form when measuring his first 5 hulls of any identification number. Thereafter (preferably to be selected at random) only every 10th, 20th, 30th, etc. of that identification number (see "Declarations by Measurer", page 4 of this form).
IODA will inform National Associations whether any Identification number is invalidated. No measurement certificate shall be issued for hulls not having a valid identification number (see Class Rule 2.7.3.1).

Page 1/4 Measurer's Signature for this page:



Item	Rule	Measurement	Min.(mm)	ACTUAL	Max.(mm)
51	plan	Height of midship frame top forward side (40)	38	40	43
52	3.4.5.1	Distance between bearing lines of rudder gudgeons	200	200	
53		Distance between top of gunwale at aft transom and bearing line of top rudder gudgeon		55	55
54	plan	Shape and dimensions of openings in dagger board case and mast thwart bulkhead		OK/NOK	
55	3.2.2.12	Radius at outside edges of hull. (10 =+Gr-1)	9	10	10
56	plan	Does shape of the gunwales and gunwale corners comply with plans. (use template)		Yes/No	
57	3.2.3.2	Thickness of laminates/leaves		OK/NOK	
58	***	Spars: item number not used	*****	*****	*****
59	3.2.7.1	Do buoyancy arrangements comply with class rule?		Yes/No	
	3.2.7.3	Content of each buoyancy bag in litres (45 litres)	40 litres	45	50 litres
		Are buoyancy bags made of strong fibre-reinforced material, and each secured by not more and not less than 3 straps, width of straps (45)	39	Yes/No 50	51

WEIGHT

60	3.2.7.1	weight of each inflated buoyancy bag in grams.(200)	200gr.	210	
61	3.2.8.1	(a) weight of hull excluding buoyancy bags etc.etc. (and excluding correctors if any)	32 kg	34.4	
	3.2.8.2	(b) weight of correctors if weight of hull, including buoyancy bags, is less than 35 kg			3 kg


Declarations by the measurer:
I certify that I have measured and weighed this hull and that, to the best of my knowledge, this hull complies with the Class Rules, Plans and this Measurement form, and I have found no reason to doubt the builder's declaration that this hull complies with the prescribed GRP materials, laminate specifications and lay-up order, except as stated below. *

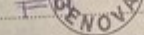
I have checked and measured the items on the table of this form printed in bold letters, and 'crossed out' all other items not measured by me.

* Delete as applicable (see page 1 of this form)


Measurer's comments: ~~Measurement of all items~~

REMEASURED OK, SEE ATTACHED CORRECTIVE MEASUREMENTS
6/6/18

Measurer's Signature:  Date: 04-04-2019

Measurer officially recognised by:  Date: 04-04-2019

I certify that I have witnessed a satisfactory buoyancy test (see Rule 3.2.7.5)

Signature:  Date: 04-04-2019

OPTIMIST

sail number

169334

Builder FACCENDA

date of building

27/5/19

Following the release of 2019 June 1 of the dott. Gianni Storti, FIV General Secretary, and of the appointment to Technical Committee for the checks received from Giuseppe D'Amico, President of the IV Zone FIV, on June 5th, I verified, as explicitly requested to me, the following points of the hull Measurement Form:

Item	Rules	Measurement	Min.	Actual	Max	
5		1800mm from aft face of transom	96	97	101	OK / NOT OK
6		1997mm from aft face of transom	131	133	136	OK / NOT OK
7a	plan	Distance from aft face of transom to aft end of daggerboard	1034	1037	1039	OK / NOT OK
7b	3.2.2.10	Length of daggerboard slot	326	327	332	OK / NOT OK
17		Width of bottom at 1800mm from aft face of transom	704	706	709	OK / NOT OK
18		Width of bottom at 1997mm from aft face of transom	557	558	562	OK / NOT OK
21a	3.2.2.6	Do curve of bottom and side panel and bow and aft transom comply with class rules		Bottom Yes / No		OK / NOT OK
21b	3.2.2.7	Do curve of bottom and side panel and bow and aft transom comply with class rules		Side panels Yes / No		OK / NOT OK
21c	3.2.2.8	Do curve of bottom and side panel and bow and aft transom comply with class rules		Side transom Yes / No		OK / NOT OK
21d	3.2.2.9	Do curve of bottom and side panel and bow and aft transom comply with class rules		All transom Yes / No		OK / NOT OK
29		Beam at 1800mm from aft face of transom	878	881	885	OK / NOT OK
30		Beam at 1997mm from aft face of transom	768	769	773	OK / NOT OK
44	plan	Height of top gunwale assembly below upper base line at 1997mm from aft face of transom	58	61	63	OK / NOT OK
45	plan	Height of top gunwale assembly below upper base line at 1800mm from aft face of transom	67	72	72	OK / NOT OK
47	plan	Height of top gunwale assembly below upper base line at 1095 mm from aft face of transom	90	92	95	OK / NOT OK

PLEASE NOTE: no other checks have been made concerning other points as they were not requested. The check was performed using the measurement bar provided by Paolo Luciani, head measurer.

provisions: the certificate is valid invalid (the irregularities must be corrected)

date of the check 5/6/19 location Vigonza di Valle

measurer FIV [Signature] [Stamp]

libretto pg 4.jpg 839 KB

Answer: SI APPROVA LA SOSTITUZIONE.